

# Digihaler<sup>®</sup> Quick Start Guide

**ProAir<sup>®</sup>  
digihaler<sup>®</sup>**

(albuterol sulfate 117 mcg)  
Inhalation Powder

**AirDuo<sup>®</sup>  
digihaler<sup>®</sup>**

(fluticasone propionate  
113 mcg and salmeterol  
14 mcg) Inhalation Powder

**ArmonAir<sup>®</sup>  
digihaler<sup>®</sup>**

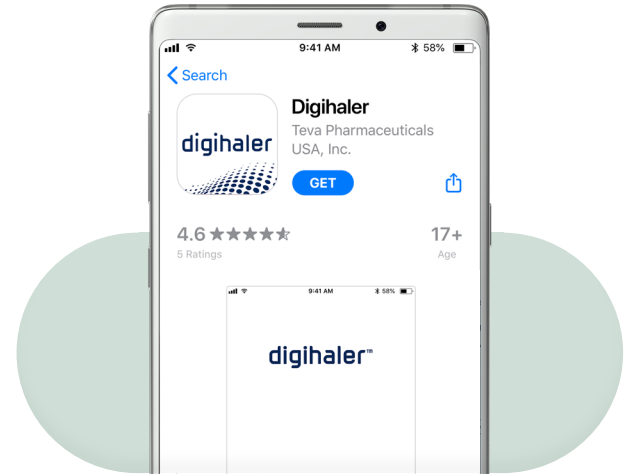
(fluticasone propionate  
113 mcg) Inhalation Powder



# 1

## Download

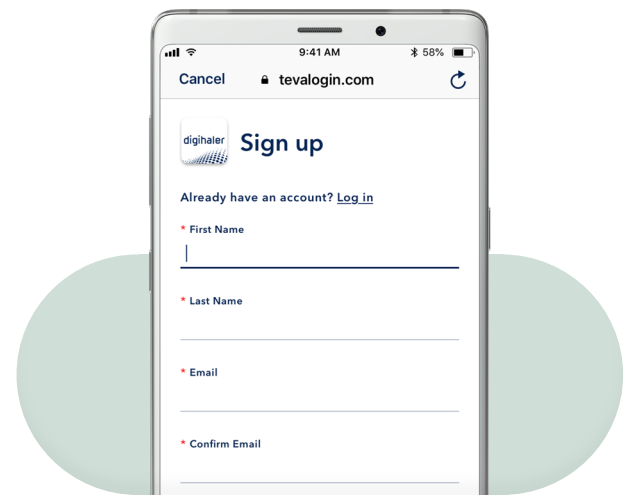
- Open the iTunes App Store® or Google Play on your mobile device
- Search for **Digihaler**
- Tap the **Get** button to download the Digihaler app.



# 2

## Register

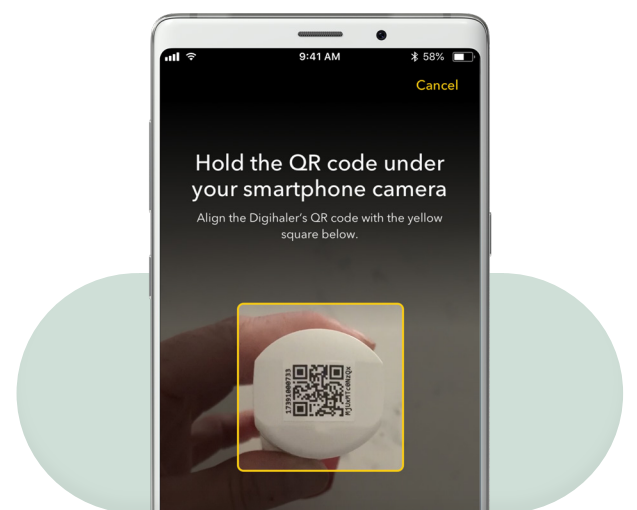
- Open the app, and follow the on-screen instructions to set up your account



# 3

## Scan

- Find the black QR code on the top of your inhaler
- In the app, tap the **Scan** button
- Point the camera of your phone on the QR code



When your Digihaler is registered with the app, your screen will say  
**Your Digihaler is registered**



**ProAir<sup>®</sup>**  
**digihaler<sup>®</sup>**

(albuterol sulfate 117 mcg)  
Inhalation Powder

**AirDuo<sup>®</sup>**  
**digihaler<sup>®</sup>**

(fluticasone propionate  
113 mcg and salmeterol  
14 mcg) Inhalation Powder

**ArmonAir<sup>®</sup>**  
**digihaler<sup>®</sup>**

(fluticasone propionate  
113 mcg) Inhalation Powder

## Additional support



Learn about the [Digihaler savings program](#)



Watch [helpful videos](#)  
for tips on using the  
Digihaler app



[View frequently  
asked questions](#)

Visit [digihaler.com/support](https://digihaler.com/support)